

Behavioral Health Utilization in the Medicaid Population in Washoe County, Nevada

October, 2018



*Office of Analytics
Department of Health and Human Services*

Brian Sandoval
*Governor
State of Nevada*

Richard Whitley, MS
*Director
Department of Health and Human Services*

Behavioral Health Utilization in the Medicaid Population in Washoe County, Nevada

Background and Purpose

The purpose of this brief is to quantify the utilization of behavioral health (BH) services in the Washoe County Medicaid population. It summarizes the number of behavioral health patients and billing behavioral health providers in the region, a basic demographic profile of the population, Medicaid membership, calculated measures related to behavioral health member and provider ratios, a map of behavioral health provider density in Washoe County by zip code, and a chart behavioral health utilization measures by zip code.

Claims data considered in this brief are from April 1st, 2017 to March 31st, 2018 and enrollment data are from March of 2018. This allowed for twelve complete months of claims history to be considered in the analysis

Technical Notes

Both Fee For Service and Managed Care data are included in this report.

There were 666 unique behavioral health related providers who actively saw patients from April 2017 to March 2018.

One provider can practice in multiple zip code areas.

Behavioral Health is defined by provider type codes 13, 14, 26, 63, and 82; provider type code 20 with specialty 146, and provider type code 17 with specialty 188.

<i>Provider Type Code</i>	<i>Specialty Code</i>
<i>13 Psychiatric Hospital, Inpatient</i>	<i>188 Certified Common Behavioral Health Clinics</i>
<i>14 Behavioral Health Outpatient</i>	<i>146 Psychiatry</i>
<i>17 Special Clinics</i>	
<i>20 Physician, M.D., Osteopath, D.O.</i>	
<i>26 Psychologist</i>	
<i>63 Residential Treatment Center</i>	
<i>82 Mental health Rehabilitative Treatment</i>	

Zip codes in Washoe County were determined from <https://nevada.hometownlocator.com/zip-codes/countyzips,scfips,32031,c,washoe.cfm>

Zip Codes with less than 10 behavioral health patients were combined into 'All Others'. These specific zip codes are:

<i>89412</i>	<i>89452</i>	<i>89595</i>	<i>89402</i>
<i>89570</i>	<i>89557</i>		

A visit is defined above as a unique combination of person and service date for behavioral health services.

BH Patients is a unique count of patients receiving service from a behavioral health provider by zip code of residence at the time of the service. Some patients moved with in the timeframe and thus the sum of patients does not equal the unique total.

Medicaid Members is a unique count of members by zip code of residence. Some members moved with in the timeframe and this the sum of Medicaid Members does not equal the unique total. This was done to be consistent with how the zip code of the patients was determined.

BH Providers is a unique count of providers by service zip code. Some behavioral health providers provide services in multiple zip codes and thus the sum of provider does not equal the unique total.

BH Visits is a unique count of people and service days by service zip code. Multiple claims with multiple behavioral health providers in the same zip code on the same day count as a single visit.

BH Claims is a unique count of claims by the service zip code.

The Division of Health Care Financing and Policy (DHCFP) data warehouse is comprised of claims data submitted by over 28,000 Medicaid providers from within Nevada and across the country. While DHCFP staff conscientiously make every effort to validate these data through continuous provider education and the use of highly experienced audit staff, the Division relies heavily on providers to submit accurate and complete information on Medicaid patients. It should therefore be understood by the users of DHCFP reports on disease morbidity and patient health that the data source for these reports are based solely on patient claims data and may not be a complete and comprehensive health record.

Behavioral Health Utilization in the Medicaid Population in Washoe County, Nevada

Timeframe: 4/1/2017-3/31/2018

Timeframe for enrollment data: March 2018

Overall Behavioral Health Measures

Behavioral Health Patients	Medicaid Members	% of Medicaid Members with BH Claims	Behavioral Health Providers	Number of BH Patients per BH Provider	Total Number of Members per BH Provider
30,779	112,504	27%	666	46	169

In March of 2018 there were 112,504 Medicaid members in Washoe County. When considering the previous 12 months (April 2017 - March of 2018), 30,779 Medicaid members had claims related to behavioral health (27%).

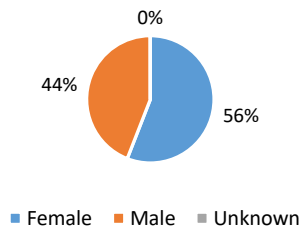
During this time period, there were 666 behavioral health providers. Therefore, there were approximately 46 behavioral health patients per behavioral health provider.

Approximately 56% of the identified behavioral health patients were female, and about 43% were male, compared to 53% and 46% respectively in the overall Medicaid population.

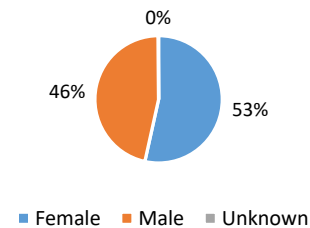
Patient/Member Counts by Gender

Gender	BH Patients	Percent	Gender	Medicaid Members	Percent
Female	17,211	56%	Female	60,153	53%
Male	13,567	44%	Male	52,253	46%
Unknown	1	0%	Unknown	98	0%
Total	30,779	100%	Total	112,504	100%

BH Patient Counts by Gender



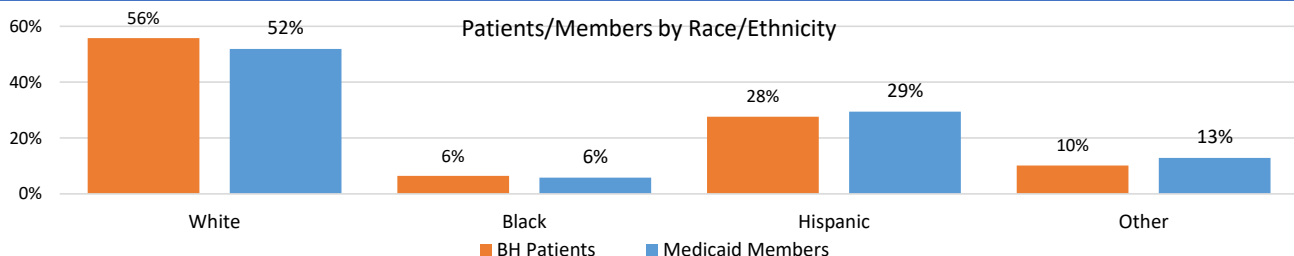
Member Enrollment by Gender



Washoe County's Medicaid behavioral health patients have a similar race/ethnicity distribution compared to Nevada's Medicaid members overall. Washoe County's Medicaid behavioral health patients tended to be slightly more White non-Hispanic (56%) compared to Washoe County's Medicaid members overall (52%). While Washoe County's Medicaid behavioral health patients tended to be slightly less likely to come from other race/ethnicity groups (10%) compared to Washoe County's Medicaid members overall (13%).

Patient/Member Counts by Race

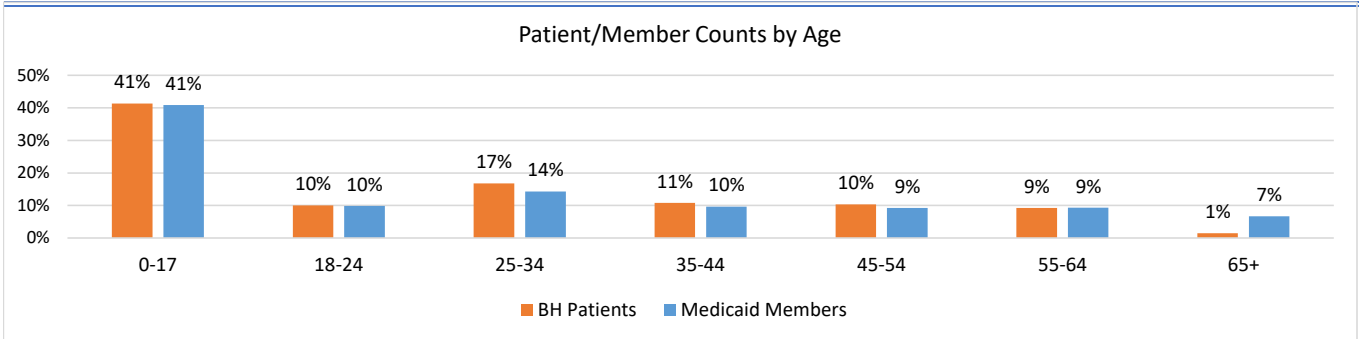
Race	BH Patients	Percent	Race	Medicaid Members	Percent
White	17,163	56%	White	58,368	52%
Black	1,973	6%	Black	6,521	6%
Hispanic	8,507	28%	Hispanic	33,144	29%
Other	3,136	10%	Other	14,471	13%
Total	30,779	100%	Total	112,504	100%



Washoe County's Medicaid behavioral health patients tend to be younger than Washoe County's Medicaid members overall. Most notably, only 1% of behavioral health patients are 65 years old and older, while 7% of Washoe County's overall Medicaid membership is 65 years old and older.

Patient/Member Counts by Age

Age	BH Patients	Percent	Age	Medicaid Members	Percent
0-17	12,725	41%	0-17	46,002	41%
18-24	3,090	10%	18-24	11,112	10%
25-34	5,173	17%	25-34	16,115	14%
35-44	3,325	11%	35-44	10,865	10%
45-54	3,169	10%	45-54	10,396	9%
55-64	2,840	9%	55-64	10,492	9%
65+	457	1%	65+	7,522	7%
Total	30,779	100%	Total	112,504	100%

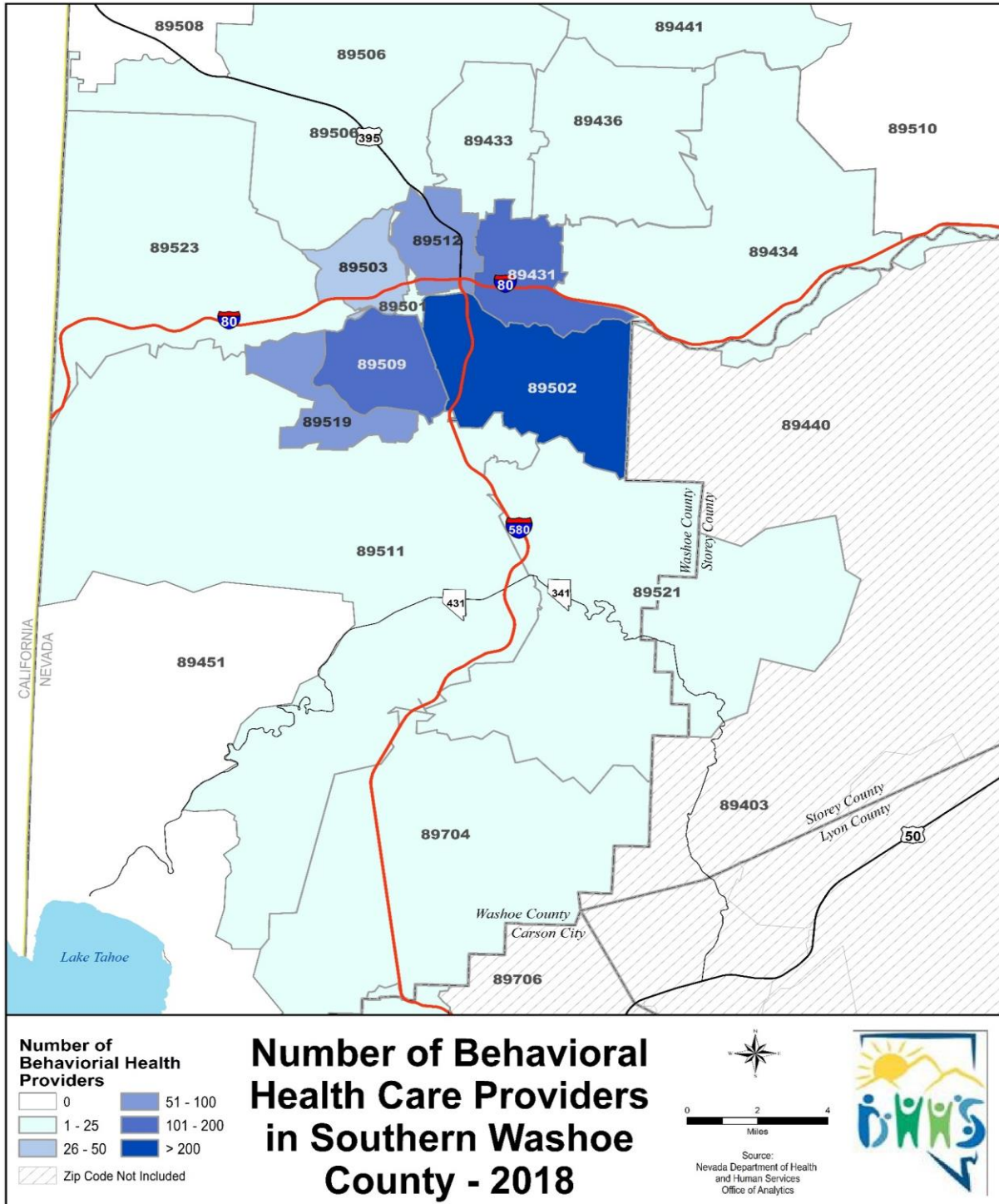


Behavioral Health Utilization in the Medicaid Population in Washoe County, Nevada

Timeframe for claims data: 4/1/2017-3/31/2018

Timeframe for enrollment data: March 2018

Map of Behavioral Health Provider Density by Zip Code



There were no BH providers in Northern Washoe County.

Behavioral Health Utilization in the Medicaid Population in Washoe County, Nevada

Timeframe: 4/1/2017-3/31/2018

Behavioral Health Measures by Zip Code

Zip Code	BH Patients	Medicaid Members	BH Visits	BH Claims	BH Providers	% of Medicaid Members with BH Claims	Average Number of BH Visits/Patient	Average Number of BH Claims/Patient	Average Number of BH Patients/Provider
89502	6,283	38,065	29,928	22,074	204	17%	5	4	31
89512	4,519	27,588	20,707	16,358	71	16%	5	4	64
89431	4,445	26,799	17,374	17,158	132	17%	4	4	34
89506	3,303	17,747	13,352	12,519	4	19%	4	4	826
89433	2,523	11,906	10,300	9,834	1	21%	4	4	2,523
89503	2,008	20,380	18,056	8,099	29	10%	9	4	69
89509	1,791	11,803	9,433	6,979	160	15%	5	4	11
89434	1,380	10,779	5,543	5,994	6	13%	4	4	230
89436	1,223	8,506	4,833	5,390	3	14%	4	4	408
89523	1,154	8,300	5,427	4,982	8	14%	5	4	144
89501	906	5,083	4,157	3,581	23	18%	5	4	39
89521	811	5,646	3,507	3,701	6	14%	4	5	135
89511	724	4,504	3,717	3,036	16	16%	5	4	45
89508	617	3,307	2,434	2,331	0	19%	4	4	no BH providers
89441	309	2,565	1,301	1,437	1	12%	4	5	309
89703	257	3,179	0	1,832	3	8%	0	7	86
89510	197	1,570	942	923	0	13%	5	5	no BH providers
89520	175	3,446	159	415	0	5%	1	2	no BH providers
89519	144	875	1,016	582	55	16%	7	4	3
89432	138	594	516	633	0	23%	4	5	no BH providers
89515	123	1,977	2,115	287	0	6%	17	2	no BH providers
89704	85	975	2	634	4	9%	0	7	21
89504	71	715	402	329	0	10%	6	5	no BH providers
89513	58	354	350	250	0	16%	6	4	no BH providers
89439	53	503	268	205	0	11%	5	4	no BH providers
89442	43	451	0	799	0	10%	0	19	no BH providers
89505	40	533	127	187	0	8%	3	5	no BH providers
89507	35	253	254	148	0	14%	7	4	no BH providers
89435	33	271	192	128	0	12%	6	4	no BH providers
89533	23	145	137	86	0	16%	6	4	no BH providers
89450	22	219	0	548	0	10%	0	25	no BH providers
89451	20	246	1	386	0	8%	0	19	no BH providers
89424	15	608	0	373	0	2%	0	25	no BH providers
All Others	4	9	2	145	0	44%	1	36	no BH providers
Total	30,779	112,504	156,552	132,363	666	27%	144	247	4,978